



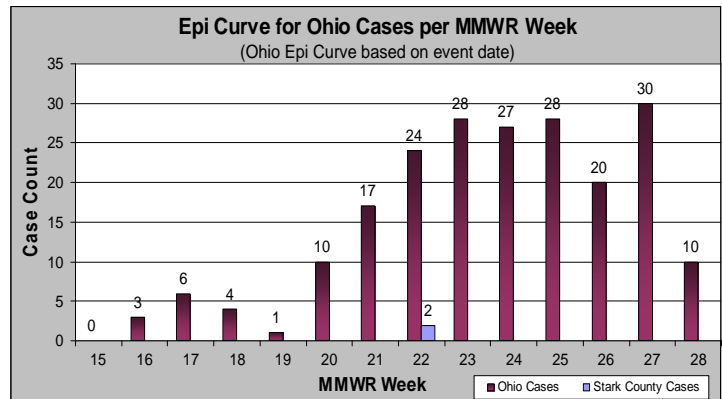
STARK COUNTY INFLUENZA SNAPSHOT, WEEKS 27 and 28

Week 28 ending 18 July, 2009, with updates through 07/26/2009.

During weeks 27 & 28, influenza and influenza-like-illness activity remained at very low levels in Stark County and Ohio.

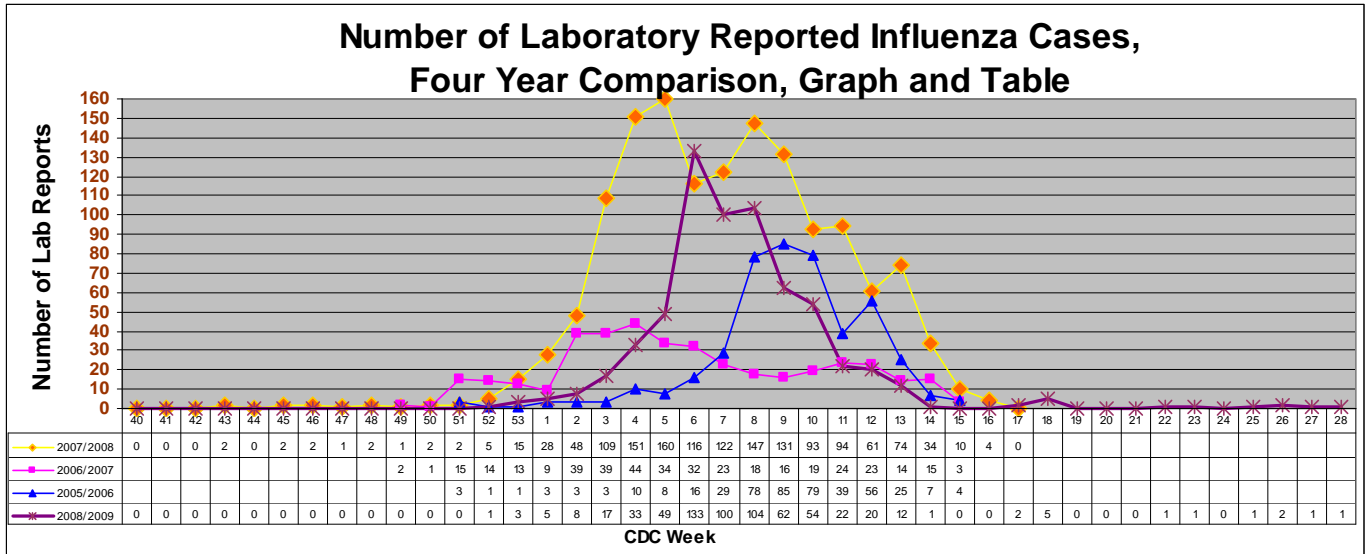
- **Novel H1N1 provisional summary of Ohio Cases:**

- Stark County confirmed **no** additional cases of *Novel Influenza A* in week 27 or 28. (Note: Due to limited testing capability for Novel H1N1, additional cases may exist that simply did not meet the algorithm for testing.)
- As of 07/27/2009, Ohio confirmed 208 cases of *Novel Influenza A* (H1N1). See Map 1.
- Dates of onset range from 04/22/2009 to 07/18/2009. (See Epi curve to the right)
- Cases range in age from 1 month to 69 years with a mean of 21.3 and a median of 15 years and a mode of 14 years.
- Cases are racially diverse with 76.64% White, 16.79% Black and 6.57% Other. The Hispanic population represents 9.84% of cases with completed responses.
- In Ohio, predominant symptoms include Fever (92%), Cough (84%), Sore Throat (54%), and Headache (38%).
- As of July 18, 2009, the CDC confirmed 43,771 confirmed and probable infections with pandemic influenza A (H1N1) virus and 302 deaths, at least 27 are pediatric.

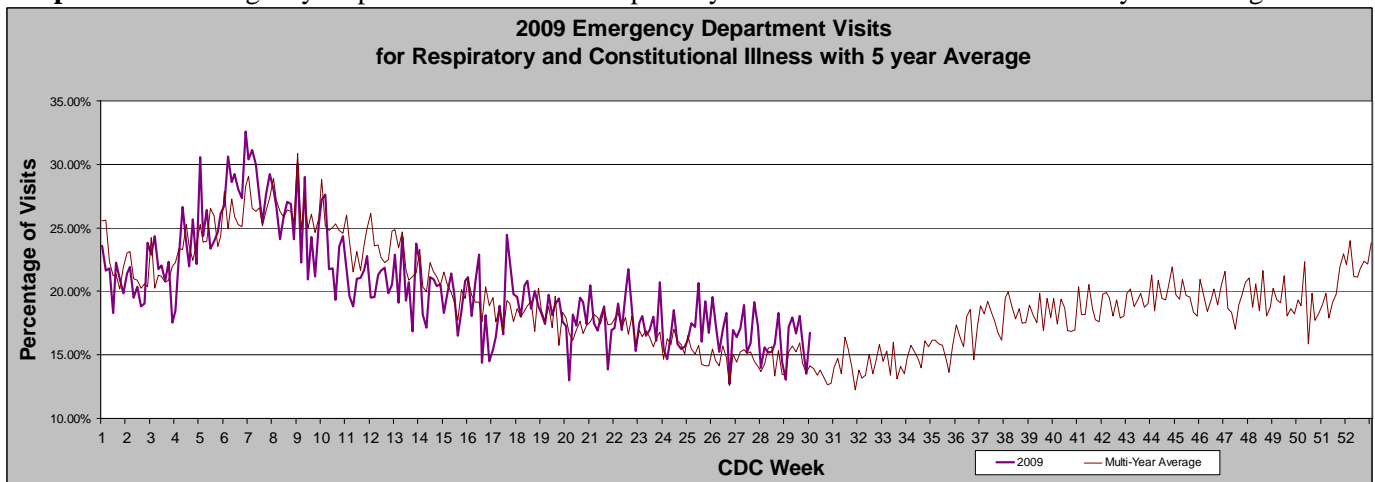


- In weeks 27 and 28, 1 report of untyped influenza A, by lab culture, was identified in Stark County. (See graph 1)
- Nationally, the CDC identified greater than **99%** of cocirculating strains of influenza A (seasonal influenza A (H1), A (H3), and *Novel* influenza) as **Novel H1N1**
- Antiviral Resistance testing from the CDC indicates that adamantanes continue to be ineffective against *Novel* H1N1 strain.
- Emergency Department visits for Constitutional and Respiratory visits **decreased**; however, they remained **elevated** at 7.3% above baseline data. (see graph 2)
- Only one Local Sentinel Provider provided ILI data during week 28 and reported no visits for ILI. Nationally, sentinel Providers reported **declining** visits below baseline levels. (See Graph 3)
- Real-Time Outbreak and Disease Surveillance (RODS) data reflected weekly sales of both Thermometer and Cough/Cold products **below** the five-year average. (See Graph 4)
- Ohio continues to report **Sporadic** influenza activity. Note: Widespread geographical activity **decreased** to 7 states in week 28, from 9 in week 27. (See Map 2)
- National Pneumonia and Influenza (P & I) Mortality Surveillance **increased to 6.7%** of all deaths reported through the 122 Cities Mortality Reporting System as due to P & I. This percentage is **above** the epidemic threshold of 6.5% for week 28.

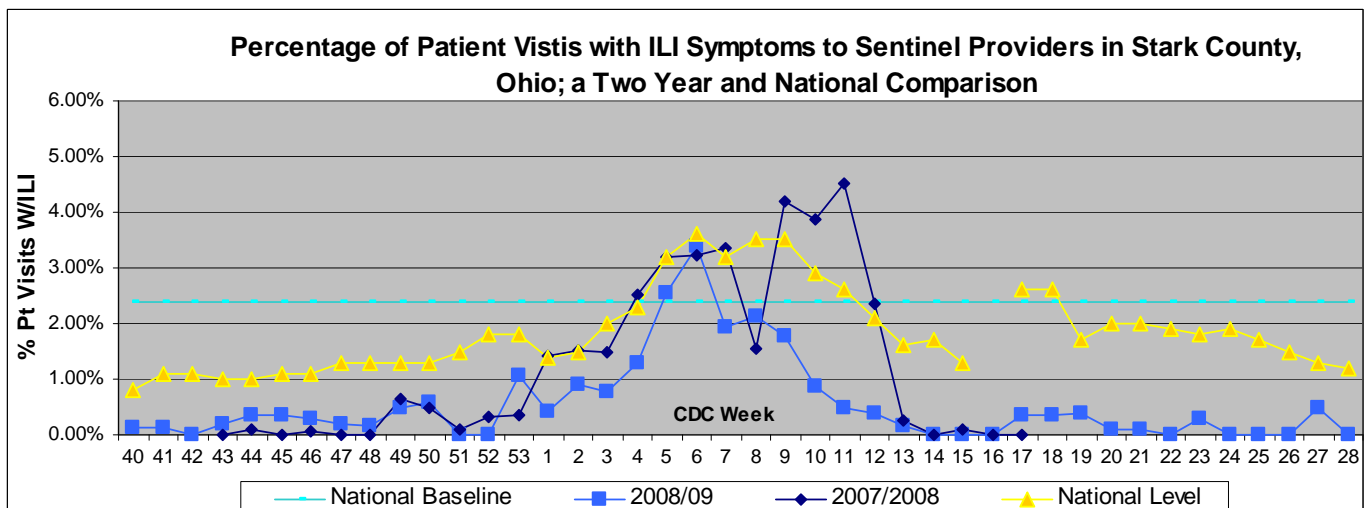
Graph 1: Number of medically identified cases of Influenza in Stark County, Ohio. (Cases reported from a medical provider or laboratory; established with a minimum of a rapid test confirmation).



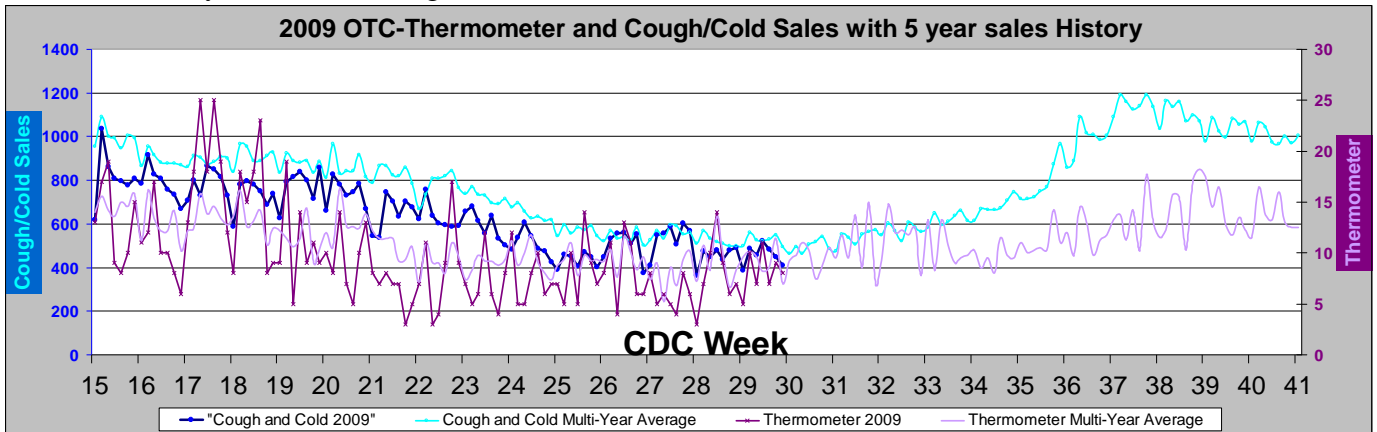
Graph 2: 2009 Emergency Department Visits for Respiratory and Constitutional Illness with 5 year Average.



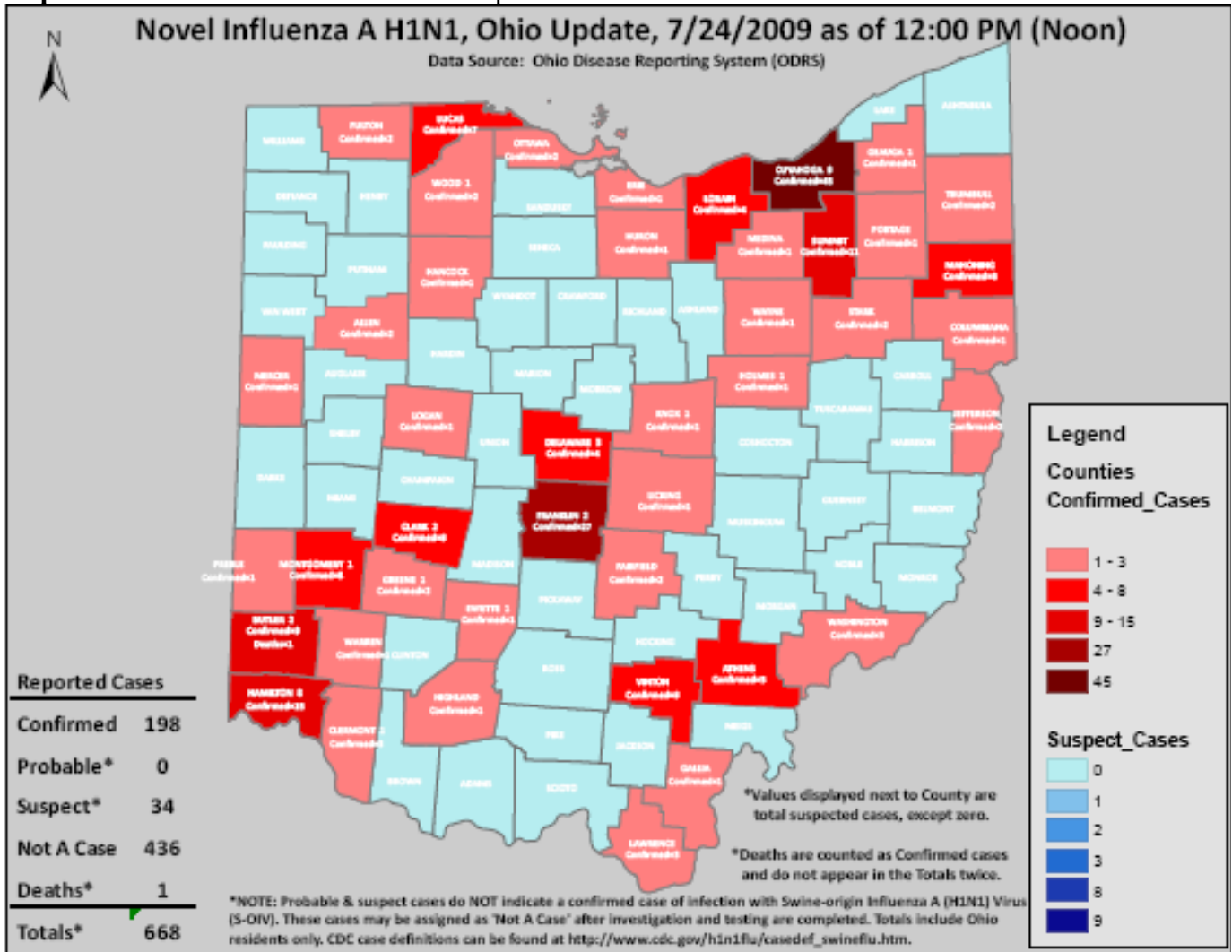
Graph 3: Sentinel Provider visits for ILI in Stark County Ohio and the Nation.



Graph 4: Sales of Over-The-Counter Cough/Cold Medications and Thermometers, as reported by RODS. (Note: secondary Y axis on the right for thermometer sales)



Map 1: Ohio Novel Influenza A H1N1 Map.



Map 2: National Influenza Activity. Source www.cdc.gov/flu/weekly

